

“Comparative Studies”.

“Poverty in the Philippines”



“Poverty in the Philippines”
By Alexander Conrady.
During 6th of June 2014.
Philippines, Manila.
Iconic image of children suffering
from poverty.



“Charity of Indigent Family”
Oil painting.
Artist William –Adolphe Bouguereau.
1856.
Standard portrait, 152cmx121cm.

“The famine”



“The Famine”
Sculpture.
Artist
:1846-1850.
Dublin, Ireland.
Approximately 5’6 tall.
A memorial for the lost lives.

“Famine”.



Old dirty clothing, indicating the scarce life style of the poor and peasants. Where they lack both food and shelter.

A mother grasping on to her infant newborn with her bone-like fragile hands. This tear shedding sight comes to show us the mother’s fear, the fear of loss: due to poverty and famine.

Artist, critical investigation.

The renowned artist who created this master piece is referred to as “Rowan Gillespie”. Born in 1953, the Irish artist created these magnificent sculptures in “1997”. It was said to be an honor for the hundreds thousands of immigrants that died in that hands of starvation and famine. These sculptures were made out of “copper”, and are estimated to be 5”6’ feet tall each. During the 17-18th century, Irish people suffered a lot when it came to food consumption; as well as feeding their families. The accumulation of various plagues and diseases: death was certainly inevitable for many vulnerable peasants.

There are a lot of emotions and feelings of empathy revolving around this art work. these sculptures clearly demonstrate depressed-like expressions. Displaying and further demonstrating the rough circumstances Irish people had to endure. Ireland eventually cured itself and filled the void within prior to their immense loss of (approximately) one million people. Of which mostly consists of the elderly and young.

Evaluation of cultural significance. “Rowan Gillespie” (1953-present day)

The *famine sculptures*, located in *Dublin city*, Ireland, are considered to be a historical reminder as well as a memorial for the terrifying crisis that took place during the mid 17th century {1846-1850}. Ireland has suffered an immeasurable loss of her citizen’s lives due to famine and starvation. Studies have shown that this was due to the lack of potato stock: which around that time happened to be the staple of peasant’s diet

All of Rowan Gillespie’s sculptures were based on actual catastrophic events and dilemmas that took place in Ireland. One of his renowned sculpture that he composed is to one that he refers to as the *Blackrock Dolmen* (1987). The Blackrock Dolmen is located in Blackrock, Ireland. Visually observed, you can clearly see two males and one female, lifting up a massive lump of what seems to be marble rock. Further investigation indicate that the sculptures were made out of pure copper; this does not come as surprising, given that the Rowan has been known for his handy copper works. The Blackrock Dolmen sculpture was made out to be a land mark for tourist to enjoy today. The so proclaimed rock in which the figures can be seen lifting, is seemingly larger than that of all three of them combined.

The sculpture is made out of pure copper that has aged quite some bit, and is considered to be one of Ireland’s greatest landmarks. The sculpture’s size is that to the size of actual humans.

Each of Rowan Gillespie’s masterpieces has somewhat of a backstory and a contextual meaning to it, and thus, has a focal purpose behind it. However, much of his artworks are bound to his cultural context and influence.


Comparing cultural significance.

Similar to the Charity of Indigent Family, The Famine also happens to hold a focal purpose and meaning, while portraying an event that took place long ago. Artist Rowan Gillespie, claims that he composed the Famine sculptures to serve as a memorial to the fateful and yet, catastrophic event that took place in the 18th century. Where an estimate of a million people; met their fates of inevitable death. These sculptures demonstrate the true meaning of suffering and torture. How poverty and famine indiscriminately ceased the lives of both young and old. In despite of its context, it holds a similar meaning supposedly to that of the Poverty in the Philippines: although they both could be easily distinguished when it comes to their history.

Famine sculptures, were created just recently during the 20th century. It shows the devastating aftermaths of famine and poverty on a certain group of people. It also shows how famine could leave a permanent mark, that shall never be forgotten..

Blackrock Dolmen.

Two fully grown males, as well as a female barely even standing. They appear to be stretching their hands, lifting the piece of black marble.



https://en.wikipedia.org/wiki/Rowan_Gillespie

Evaluation of cultural significance.

“William-Adolphe Bouguereau” (1825-1905/1912)

“Charity of Indigent Family”.

Era, 19th century.

Unlike the Poverty in the Philippines and similar to the Famine, Charity of Indigent Family's origins and history are well defined. Evidentially, It was composed by the artist William; to show and portray the sufferings of the France' citizens before and after the French Revolution.

Almost all of William Adolphe Bouguereau works contain somewhat of a religious context. Some in which show the catastrophic dilemmas that took place in France and others simply incorporate to world wide global issues.

The “charity of Indigent Family” is an oil paint, very much based on the unfortunate and catastrophic period that took place in the 19th century, France. Where the people of France starved to death, due to political power's ignorance and arrogance . The revolutionary people of France then revolted against its government putting an end to the crisis and the long lasted famine.

“Charity of Indigent Family” details and aspects.

A mother, breast feeding her Infant newborn, accompanied by her other youngsters; whom appear to be in a devastating state, barley clinging onto hope and life itself.

Their horrid state pity-like expressions pretty much says it all, it indicates the low life style they adhere. The pale skin tone in which the artist used portrays their sickened proposition both mentally and physically. The dark toned dirty clothing and the painting's initial background portrays that the family is indeed poor.a

Apparently the artist adhered realistic oil colors to compose such unambiguous painting, and as mentioned previously: the background does indeed indicate that the homeless family is taking refuge in France streets.

The mother and her children, all seem to wear old soaked wet clothing; such instance determines the solid fact that they can't afford to purchase luxuries new clothing. Which further indicates and outlines their financial status. The clothing also happens to reflect the French culture, and obviously indicates the family's French heritage and frankly their whereabouts.

William-Adolphe created many religious related art works as mentioned previously. One if his famous oil paints, is called the *The virgin lamb*. The reason why the artist created so many religious related artworks was frankly because during Williams' time period art was held by a religious committee of people, and thus, he was strict in terms of context displayed.




<https://www.wikia.org/en/william-adolphe-bouguereau/the-virgin-lamb-1903>

Artist's self-portrait.



[https://commons.wikimedia.org/wiki/File:William-Adolphe_Bouguereau_\(1825-1905\)_-_Artist_Portrait_\(1879\).jpg](https://commons.wikimedia.org/wiki/File:William-Adolphe_Bouguereau_(1825-1905)_-_Artist_Portrait_(1879).jpg)

William-Adolphe Bouguereau born in the 19th century November the 30th (1825), was an oil paint artist that completed and composed around an estimated 240 Art works during his career as an artist. Born in France, *La Rochelle*, the French artist mainly and primarily adhered realistic oil colors when it came to his magnificent art works. William was considered as a traditionalist , due to the fact that his art works interpret the global issues that humanity faced, and still does to our present day. One of his famous art works is an oil painting called the *Charity of Indigent Family*; in which I am currently researching.



The “Charity of Indigent Family” is an oil painting (on a canvas) composed by the famous and renowned oil artist **William-Adolphe**,(1865). with the depth of color provided by **Realistic** oil paints, this masterpiece's true focal purpose and ambiguous contextual meaning has yet to be clarified. Nowadays, people suffer from extreme poverty, starvation famine and much more dire circumstances. In fact, the issues of such like are considered to be wide spread global issues that confronts humanity. Referring back to pre existing cultures and nations; they appear to have suffered from horrifying similar events and time periods that led to inevitable mass loss in its population. Which frankly, left a permeant scar, which seemingly healed over time.

Poverty in the Philippines

Evaluation of cultural significance Alexander Conrady (Present day)

Photographer/Artist.



<http://www.privatephotoreview.com/2014/06/alexander-conrady-children-living-in-poverty-in-the-philippines/>

The "black and white" filter and texture adds up to the photograph's moral impact by giving it its depressing vibes in order to seize the audience attention; as well as their empathy towards these poor and vulnerable children.

This is the famous photographer that goes by the name "Alexander Conrady". Alexander Conrady created hundreds of professional photographic artworks during his career as a photographer. He traveled across the world and took photos that eventually helped raise awareness on distinct topics and issues. All of his photos somewhat of a global issue that we humans face and confront. For instance, some relatable topics in which refer back to: poverty, and child labor. Alexander took images from low income countries such as Philippines, Africa, India and so on. "Poverty in Philippines" is one of his many unambiguous photographic artworks in which discussed my investigated themes.

Judging by the two children's depressed looks and expressions, it seems like they're barely managing through such endeavoring, dire circumstances. The harsh circumstance accumulates the fact that they are starving.

Two skinny minors barely wearing anything but dirty teared clothing; which similar in the Charity painting; indicates that they must be starving and they're not consuming the right amount of essential foods. They not being able to afford proper clothing does not come as a surprise.

These children are living in a dirty uncomfortable harsh environment that no kid belongs to. Looking at their surroundings you would guess that they're living near a dumpster or anything of the likes of that; which seems to be unfortunately true for the most part.

Second art work.

A peasant mother of three seeking both shelter and food. All children seem to be wearing old teared dirty clothing.

All of Alexander's artistic photographs are relevant in terms on context and discuss global issues: such as poverty and famine. Another master piece composed by the Artist Alexander Features the same issue in the Philippines.

An infant living in a harmful environment, she also seems to be in a bad shape.



<http://www.privatephotoreview.com/2014/06/alexander-conrady-children-living-in-poverty-in-the-philippines/>

Era.

The "Poverty in Philippines" was clearly taken in the early 21st century, Philippines. During that time, Philippines witnessed various revolutionary out breaks; where many protesters and rebels that caused mass loss of government's goods. That evidentially led to poverty all over Philippines' streets. Concluding the presents of problems of poverty and famine to our present day.

Comparing Cultural significance.

Unlike both Charity of Indigent Family nor The Famine and the Poverty in the Philippines; is somewhat unique in both its adhered art medium and its correlation with the present rather than the history. Opposing to the other two art works, Poverty in The Philippines doesn't interpret an event that took place in the past. However, it outlines and demonstrates the poor and yet unbearable conditions, children in the Phillipe have to endure and live through. This photographic artwork was captured just recently, which puts this photograph in a position where it could be comprehended prior to our modern community's and society's behaviors. In terms of how we morally interpret what behavior is human and which is frankly not.



"poverty in Philippines" is one of Alexander's photographic masterpieces. Taken on June 6th 2014, Philippines. The Poverty in Philippines, comes to show the rough dire circumstances and life-threatening dilemmas that people of the Philippines have to endure and eventually subdue. Such statement is mostly applicable to the young of Philippines. The photo shows how poverty can cause its victims to suffer both mentally and physically. Unfortunately, nowadays and based on statistics, around a Billion out of the overall world's population, and that is one of seven people whom is literally starving to death and suffering from poverty. Way too many children whom are unfortunately unexposed to education, essential consumables, shelters and even basic health care services.

This art work in particular doesn't interpret any certain event that took place in the Philippines or what so ever. However, it supports the idea that low income countries such as the likes of Philippines, cause many parents to abandon their children, due to the fact that they are not able to afford to cover their necessities: leading to an even bigger issue. Such global catastrophes include, minor drug abuse and prostitution.

Formal analysis, through Rules of Composition.


The Golden triangle rule.

The Golden triangle rule is somewhat of a guide line in which displays and features 3 straight lines, placed to eventually form a triangle. Speaking on mathematical terms, the triangle adheres a 90 degrees angle. However, given that the lines are the exact same length, they are placed accordingly: a line starts from the lower right or left of a corner and stretches all the way to the opposing corner's high right or left, eventually dividing the artwork in half. After that, two lines stretch out from the other two untouched corners forming a three lined 90 degree angled triangle. The focal purpose behind its presents is very much associated with the so called "rules of composition". Where it mainly attracts and captures the viewer's attention into a certain aspect of the artwork. This rule enabled more emphasis towards a given aspect of an artwork, and thus, deeming it proficient for conveying a message.

Rule of placement.

Rule of placement for the most parts applies to structures and objects present within the artwork's frame. The "Rule of placement" is a rule of which determines the right place and the right positioning of an object. The Rule of placement is very much applicable within the artwork's frame and actual physical positioning. For instance, the Famine sculptures were placed in public for a specified purpose; that is what we frankly refer to as the rules of placement. Whereas in paintings themselves, objects present will be placed accordingly to create potential emphasis or for what ever viable reason.

"Charity of indigent family." The golden triangle rule.



In the famous art work, Charity of the Indigent Family; lies multiple adherences to the rules of composition. One of which: The Golden triangle rule. If you were ever to divide the painting into three 90 degree triangles, you would probably see that there is a semi-perfect triangle formation. Isolating both the mother and her children from what ever objects that lie within the painting's frame. That is due to the fact that the artist was initially intending on focusing all the attention towards the mother and her children. That is in order to gain the viewer's sympathy. Focally, it was done to make the audience feel pity towards the mother and her children. When taking a quick glance on the painting, your eyes unconsciously, and yet spontaneously land on the mother and her children. That's the splendid effects of the Golden triangle rule. Unlike sculptures, this rule is very much applied to 2d artworks.

"The Famine." Rule of placement.

Located in Dublin Ireland, the Famine sculptures are positioned and placed in public, for the tourist to admire. The exact location however, is near another landmark. Placing multiple 5,6" tall sculptures in a public place, has fortunately enhanced the sculpture's overall public recognition and conveyed their deemed purpose to the public. The main purpose of placing the sculptures in a unique and specified place; was to send a memorial message to nearby people. Unlike Charity of Indigent Family, the Famine sculptures have no other rules that are applicable to it. That's due to the fact that The Famine is a 3d sculpture artwork.

<http://www.atlasobscura.com/places/famine-memorial>



"Poverty in the Philippines" Golden triangle rule.

A photograph taken in the Philippines shows two starving children, each in his own suffering. Like the Charity of indigent family: this art work has tons of applicable rules of composition. The triangle displayed on the photograph, is not as efficient as the Indigent family one. However, observing the photo for long enough, you can see that the triangle is isolating the two children away from everything else. This has a similar function to that of the Charity of indigent family.

Similarities and correspondence.



Both Charity of indigent family and Poverty in Philippines have the Golden triangle rule applied to them. However, they each display different objects. The Charity of indigent family isolates the mother along with her children cramming them so tightly: showing the viewer how caring the mother is. However, in the Poverty in Philippines, you can see that the two figures are placed on different corners. Given that there is a considerable difference in distance of both figures; outlines distinguished sufferings. Although they both suffer from the same factors, yet they seem independent in terms of accumulated response and reaction.

Formal analysis through, Elements of Art. "Color wheel and scheme."

Colors.

Our world is composed and made out of colors, everywhere you look, observing colors is inevitable. They provide beauty and give life a wonderful and unique taste; colors are nature's sweets consumed by our eyes. Colors are distributed into different groups: of which we call **"Monochromatic colors, complementary and Analogous colors."** Monochromatic colors are colors with different verifications (Aka. Hues). Complementary colors, are the opposing colors on the color wheel: (red and green). Analogous colors, are colors that are colors and shades derived from the same color origin. Hue are different shades of colors that are derived from one main color (marine blue).

Many people are not able to distinguish day to day colors. However, colors as we know them are divided into certain categories. Most commonly known division are between **"Cool and warm colors"**. Cool colors are tints and shades mainly seen at night (moon colors). Cool colors are common between people as dull and dark shaded. However, warm colors are bright and often referred to as **"colors of the sun"**. **Cool colors:** dark blue, dark green...etc. **Warm colors:** bright red, orange, yellow...etc.

"Charity of Indigent Family."



The Charity of Indigent Family is unique and a one of a kind oil painting. This abnormal painting, is made out of a variety of colors and shading hues. Ranging from warm and cool colors, this art work defies the impossible. After observing this painting closely, you would notice somewhat of a color pattern. The pattern contains a series of bright and yet dull colors. The color mixture within this painting has a lot of meaning behind it. Along with an intensive resemblance to the themes of poverty and famine. Colors used to create this masterpiece contain the following observational paints: **ski and marine blues, yellow ochre, rose bright red, titanium white, ivory black and flesh tint** (mainly realistic colors).

"Famine."

Famine, sculptures have no color themes or what so ever. Famine sculptures are made out of pure copper and bronze metals. When viewing the sculptures you may notice yellowish tint on the metal's surface, which is most often associated with rust: due to external factors (such as the extreme weather conditions) However, no one can deny for a fact that these sculptures' "Texture" are somewhat rough and somehow mimic torn clothing. The focal reason behind the yellowish tint the copper has, is to mimic the overall rust and dirt-like appearances of the peasants and poor of that time. Although these sculptures may seem look off, they do very much resemble the looks to that of a human when viewed from a given distance.



"Poverty in the Philippines."



Poverty in the Philippines, unlike the other two previous art works. Contains nevertheless white and black colors, however, the presents of various hues in that matter is undeniable. The artist must have likely used a black and white theme while editing the photo. When observed closely, different light values can be spotted. Light values in which incorporate emphasis. Dull shades are applicable to the photo's corners, however both contrast and the composition of the figures help them stand out either way.

Black and gray hues.

Similarities.

The charity of indigent Family, unlike the other two art works; demonstrates more colors and different shades of colors applied to it. On the other hand, the Famine has more texture to it than colors. Similar to the Famine, the Poverty in the Philippines lacks color variations. The colors chosen by the artist for each of these artworks carry deep meaning and intense impact towards the audience. All of them show the intense aftermath of problems and issues humanity has yet to subdue. Poverty in the Philippines's black and white theme resembles loneliness and the suffering of people. Similar to the Poverty in the Philippines, the Famine's texture resembles depression and dark times humanity has been through. Unlike the previous artworks, Charity of Indigent Family demonstrates the caring mother's love towards her children. Its colors resemble both love and sadness at the same time (in different scenarios).

Formal analysis through elements of art. "Value and Texture."

"Texture."

When it comes to applying elements of art, in which are: shape, texture, value, color, space, form and line. Most people might come to an agreement that they're all present and mostly applicable to all artworks. However, many might neglect the fact that some elements are more emphasized than others. Furthermore, oil painters (to be precise) tend to adhere and focus on their "dark and light values" as well as their "painting's texture". Yet, they still give all the other elements their fair share.

"Value."

Value is one of the most used and emphasized element of art. It's present in almost all famous and well known artworks, such as The Mona Lisa proves its importance. Value plays a significant role when creating a masterpiece. It identifies and distinguishes the light from the dark and dull shading values. Value helps emphasize a specific portion of a painting and artwork by simply making it stand out. Due to this phenomena, a three dimensional effect is created. Giving the art work life and it's so called "realistic effect". It is also said that the usage of dark and light values help in distinguishing the background from the emphasized objects it within the artwork's frame.

All elements of art fall under the same category as easily distinguished, when it comes to spotting their differences. Exceptionally, the art element "Texture" has a special case of its own. Texture is a reference of how an art work looks and feel like (when both physically touched and observed). These textures may vary and there is an estimated of thousands of textures, in which are applicable to different artworks. In some cases, texture can easily identify and art work's theme and purpose. It's also responsible for enhancing the art work's focal meaning and purpose.



Rough texture, my painting.

"Charity of Indigent Family."



The Famine in terms of applicable elements of art could be quite complex as genuinely anticipated. Since The Famine is a series of man made sculptures, it's quite hard to incorporate or even identify elements of art in which are applicable to it. However, like most artworks and regardless of their medium; the Famine's texture and light values can be identified and spotted in an instant on first glance. When observed closely, you can see that the presence of some dark-dull(ish) brown-like tones on the sculpture's aging surface. Given that the sculptures are place out in the open; this phenomenon's mere existence maybe due to the sunlight's immense heat and other environmental factors. When it comes to the Sculpture's texture, it's rather obvious that the sculptures hold a mere mixture of both smooth and rough textures all around. Based on my own assumption this might have been a consequence of copper usage.

"Poverty in the Philippines."

Poverty in the Philippines, implements both texture and light values as they can be seen incorporated to the photograph. Considering the importance of implementing the elements of art to this photograph; since The Poverty in the Philippines is merely a photograph and it's light and dark values can be easily spotted. As observed in the photograph, there is a black and white theme. However, there are darker shades behind both figures and around the corners as well. These dark shades give the photograph its three dimensional effect, along with it's emphasis on the two figures. However, when it comes to identifying the texture: it's rather hard. Since the Poverty in the Philippines is merely a photograph, the texture can't be physically felt (touched). However, when observing closely you can spot multiple textures in different portions of the photo. These textures may vary from rough, smooth in terms of value and more.



"The Famine."



Charity of Indigent Family, like any other 17th-18th century painting holds and contains all elements of art. In which most are visually observable, however, as viewed in the painting you may spot and identify few dull shades. These dull and dark shades complement the dark light values. The do called "dull shades" could be identified and found mostly on the painting's corner and might occur when there's some sort of cleavage and hollow. Both light and dull shades provide the painting its three dimensional effect; alongside with it's empathies on the mother and her children. Such dilemma incorporated to the Realistic effect and vibe to the painting. Such instance has also place somewhat of less emphasis on the background. This made the mother and her children stand out. On the other hand, on first glance you will see that Charity has a rather smooth texture to it; given that there are no paint bumps or what so ever.

Formal analysis through Principles of Art, Balance and emphasis.

Principles of Art.

When casually drawing a bird or a mere car (anything that is visual) many don't know that they've achieved and applied what we call "Principles of Art" to their basic and yet casual drawing. Everything that's visual when it comes to art, drawing, painting the composition or placement of objects and more; Are all a part of principles of organization and art. Also known as Principles of design, such principles have one main function of which: to organize the "Elements of art". They support the visual aid of artworks, giving them their uniqueness, and it's responsible for composing and displaying objects all around the artwork provided frame. Principles of art include the following: **(Balance, Proportion, Emphasis, Harmony, Variety, Movement and Rhythm.** However, we'll be focusing on two, of which (Balance and Emphasis), to say the least.

"Emphasis."

Emphasis, is when an object (within an artwork's frame), stands out; Enhancing and triggering audience's emotions and feelings. It allows the painting to hold deep meaning behind its focal purpose.

"Balance."

Balance, maintains the artwork's overall aspects and potentially reach equilibrium by balancing it's object's quantity. Their composition, placement and more. There are also three types of Balance of which: Symmetrical balance (when a certain object in an art work, acts as a mirror creating a clone of itself, (twin object). Asymmetrical balance (when there is a variety of different forms of objects on one art work). Radial balance (when the objects within an art work, are spread out equally composed and spreads on the center's perspective).

My painting.



My painting.



An example of a symmetrical balance.

Charity of Indigent Family.

The oil painting, Charity of Indigent Family. Has most of the so called "Principles of art" applicable to/on it. However, it (obviously) lacks Rhythm/movement. Due for a fact that there is no sign of any movement/motion on the painting itself. When you sink deeply, you may find two of the balance types which are applicable on/to the painting. Asymmetrical balance, due to the fact that there is no replication of the same object or what so ever. Radial balance, due to the fact that all the objects within the painting (Mother and her children), are well placed/composed from the center's perspective. When it comes to Emphasis, the artists intentionally painted the mother and her children to stand out. This enhance the whole meaning and purpose behind this art work. Of which, despite all the poverty and famine going on, the loving mother takes good care of her loved ones (children). This principle is also used by many artists as a way to seize their (the audience and viewers) attention and empathy towards something/one (object) in an art work.

Charity of Indigent Family.



Poverty in the Philippines.

Similarities and differences.

Both the Charity of Indigent Family and Poverty in the Philippines, hold and contain most of the principles of art which are found applicable to them. Both contain deep meaning and standing out objects that happen to enhance emotions. They both lack Movement and motion. These principles enhance and help the elements of art which are also applied to/on these art works.

Poverty in the Philippines.

Poverty in the Philippines, similar to the Charity of Indigent Family. Has most of the Principles of art applicable to it. Similar to the previous painting, it lacks Rhythm and Variety, due to the fact that there isn't any replication of some sort. Balance, this photograph lacks any sort of replication and patterns of any sort. Meaning that that the Symmetric balance type isn't applied to it. Like the Charity, the Poverty contains different verification of object (despite the fact that there are two look alike figures), meaning that the principle Asymmetric is applied to the photo. When it comes to Radial balance, this art work's objects are well placed (all objects are spread equally from the center). When it comes to Emphasis, the artist took the shot/photo in a perspective where he made the two main figures (children) stand out. This (again), enhances the meaning and emotions within the at work.

Formal analysis through, Principles of art, Contrast and Variety.

Principles of art.

Principles of art are tools of which we use on daily bases (casually drawing), without us even knowing that! There're multiple "**principles of art**" out there, but we're only focusing on two main ones of which; **Contrast** and **Variety**. Principles of design are used to organize an art work through it's **lines, shapes, space, colors, texture, form, and value** (elements of art).

Contrast.

Contrast, not found in many curriculums. Is a unique principle derived from the "principles of art", contrast holds a huge importance/function when it comes to organizing elements of art. Contrast allows artists seize the audience's attention to a specific part/portion of an art work/painting. Contrast it-self distinguishes between two or more objects within an art work/painting by/with the assistance and usage of elements of art such as texture and line.



Different objects can be observed, ranging from mountains, water and trees.

Variety.

Variety is one of the most commonly seen and used principle of art, (used) by our beloved modern-day artists (in pop-art median, to be more precise). Variety is useful, when the artists wants to catch his audience's fullest/high attention (making the art work more attractive). Variety, is when a series of different shapes, lines and objects along with colors are presented/provided within a painting.

An example of Variety.

Charity of the Indigent Family.

Charity of the Indigent Family, demonstrates all elements of art through both contrast and variety which happens to be applicable to it (the painting). These two principles of art organize the elements of art, in a way which they provide meaning and function to the art work it-self.

Contrast can be functioned through the following; **colors**, the children (along with the mother) all have and are consisted of their own unique (clothing) color. **Space**, within the painting, space is covered/filled with objects (on both colorful and dull/dark portion of the painting). **Texture**, as observed the mother and her children have/are composed of smooth strokes (texture). However the background (as well as the left and right) part of the painting consist more of a blurry (ish) texture. This principle of art, helps us distinguish two different parts of a painting.



Similar to the principle contrast, Variety could also be found (applicable) to/on the painting "Charity of the Indigent Family". However, it is less likely to be recognized (due to the lack of bright oil colors back when this painting was created and composed). Variety could function through the elements; **space**, there are various objects seen in the background (ranging from the castle and so on). **Color**, as observed there are certainly various shades/hues (semi-bright and dull colors) of colors with happen to be applicable on/to the painting it self. Variety is used as a creativity tool, in order to attract the viewers attention.

Famine

The famine, despite it being a sculpture. It displays most element of arts if not all. It also demonstrates contrast, although it lacks variety (due to the fact that all these sculpture are pretty much clones of each other, with only few/minor differences). Contrast functions and organizes these sculpture through; **space**, these sculptures are composed in an equilibrium like position (they cover most of the space). **Texture**, all of the sculptures have a rough like texture, although there are some with slightly less roughness (a bit smoother texture). **Color**, some sculptures are lighter and shinier than others which happen to have a dull bronze(ish) color as viewed in the photo.



Poverty in the Philippines.



Poverty in the Philippines similar to the Charity of the Indigent Family, has both principles of art; Contrast and Variety applied to/on it. Variety is clear and obvious on the first glance. However, Contrast may be difficult to spot, due to the lack of clear and the variety of colors. This photo functions in contrast through; **colors**, both objects within the photo are composed of dull black colors. However their surrounding is pretty much white. Variety may also function in; **space**, it is clear that the empty space was filled with various different objects. In order for the audience to focus even more on the two kids (objects) as well as to seize their empathy and full attention.

Formal analysis through, Elements of art, Line and shapes.

Lines.


Lines are mostly described in art, as moving dots. Giving the fact that lines are the simplest element of art, people underestimate its value/importance and capabilities. Lines form barriers, creating all sorts of shapes and objects along with various types of illusions. Many are naïve and uneducated when it comes to line verification and functions. Basic types of line vary from **thick, zigzag, smooth, thin, bold, light, dark, short, long, wiggly, rough, straight, curved, dashed, dotted and free lines**. Each type of line having its unique look and meaning. Lines are also capable of identifying your mood, personality and more. Giving that lines are unique, artists tend to use them as signatures. **Contour**: an outline, barrier that defines and shapes object.

Shapes.

Shapes, commonly known to most as Geometric drawings/two dimensional structures. However, little that we know shapes are divided into two categories when it comes to art. These of which are called: **Geometric shapes** and **Organic shapes**. Geometric shapes, are well known in math's and are considered as "**the basic shapes**" (Rectangle, Triangle, Square). Organic shapes, are shapes that are found not only in nature but everywhere and they are easy to identify (any shape that you could imagine). Further more, shapes are closed contours (defined space/area bordered by line(s)).

"Charity of Indigent Family."

The professional and amusing art work, Charity of Indigent Family. Contains/is made out of different lines/strokes. With each line/stroke, being unique. It represents and resembles something in return. If absorbed closely, you can find smooth strokes that are gently blended. In order to give the realistic texture/effect. You could also notice, a specific pattern of lines going on as well. Like most "Realistic" portraits, Charity of Indigent Family doesn't contain any zigzag, rough, wiggly lines. Instead composed out of smooth and curved lines/strokes. When it comes to shapes, the Charity of Indigent Family. Has many basic geometric shapes ranging from circles, triangles and more. The mother and her children are all composed in a triangular shape, creating some sort of border isolating them. There are some organic shapes included as well, for example. If filled in with black and white, the painting would show an outline (contour) of the mother holding her children (in black).



"Famine."

Unlike the Charity of Indigent Family, the Famine doesn't compose/contain as much lines. That's simply due to the fact that the Famine is a sculpture. Which happens to be a three dimensional object (has different perspectives when absorbed from different angles). Have no fear, the Famine sculpture(s) determined by the given image, has or is composed/made out of a variety of shapes. These shapes range from ovals and circles and other known "basic Geometric shapes". These shapes determine how that final product (the sculpture(s)) looks and how/where it's composed. If you were to absorb the sculptures from a distance you would recognize it to be a human like object, due to its appearance (defined space).



A geometric circular shape, featuring the mothers head and face.

Photographers, usually use line to get the right angle and composition when shooting a film/taking a photo. Knowing your surrounding lines and shapes, helps you find the right positioning. In the professional photo, Poverty in the Philippines the artist has composed his angle by looking at his surrounding shapes (two figures). As absorbed, there are two figures which are composed separately in a triangular theme, isolating them (two figures).

Similarities.

Both the Famine and Poverty in the Philippines, demonstrate and contain not as much lines when compared to the Charity of Indigent Family. That its due for a fact that the Charity of Indigent family is actually an oil painting that is filled with lines and strokes. However, all of these art works do contain/demonstrate various types and forms of shapes. With each shape resembling and defining a certain area (contour/object). The Charity of Indigent Family is mostly composed out of straight smooth and curved lines. Poverty in the Philippines, similar to the Charity of the Indigent Family contains straight lines. However, the Famine sculpture is more efficient when it comes to the usage of shape and texture. There are various types of shapes that are applicable to it, ranging from basic Geometric shapes to Organic shapes that are easily identified.

"Poverty in the Philippines."



Theme of **Poverty** and **Famine**, in all of the Art works.

When it came to the comparative study, I was no less than shocked (frowned to be honest) and yet I knew it was a challenge I had to surpass. To be honest, the hardest part for me was to chose a "Theme" for my comparative study, at first I underestimated this task and took it as "an easy page to set-off the week with". However, I was wrong. Unfortunately I regret underestimating this task and not taking it seriously, especially now that I'm in a fragile position at my comparative. Little that I knew some people devoted a lot of time in excessive/in-depth research, in order to get the right theme. When I started my comparative (Evaluation of cultural significance) that's when I knew I had made the wrong choice in picking my Theme and art works. Due to the fact that I was in a sensitive position, I wasn't able to go back and change my Theme as well as my art works. I found it to be a bit challenging to find information on my semi-popular/famous art works. Thus it was time consuming and a pain in the neck for me. Eventually, I got used to it and I started scoring a score seven on my comparative pages. Due to my good (great reading) of the rubric (marking band) as well as my supervisor's (teacher's) support.

Art, allows an individual to show and depict his emotions. A method of expression, described by many artists. Similar to movies, art is divided into many categories and themes. Most artists emphasize, in war, poverty, depression genres. I personally chose my art works based on the (poverty/famine) theme/genre. However, I chose the art works while taking emphasis into consideration.



Charity of Indigent Family



Famine



Poverty in the Philippines.

Conclusion.

In conclusion, choosing a theme for my comparative study. Opened a whole new door of experiences that I've acquired knowledge and different/various skills from. It was a fun and yet a challenging experience that I fortunately, undertook/achieved and surpassed my abilities in. Dp art is a long long road filled and soaked with pitfalls that may let you down and demotivate you. But, knowing that you're doing/achieving something great for a fact changes all of that. A friendly advice to all rookie Dp Art students, always take you time and do your best (especially when it comes to choosing your Cs theme). Trust me when I say, its going to haunt you for the rest of the programme.

Theme of **Poverty** and **Famine**.

I chose this Theme for two main reasons of which, I found it be unique and if I were to chose it I would probably stand out. The other reason is that Humanity is facing countless issues and unsolved crisis. One common problem that we quite often read/see on the news or see in person is poverty and famine. Many countries, families and children become mortal victims of poverty and hunger. A disease that we have a cure to, but somehow we fail to use or apply.

All these art works that I've chose have/hold one thing is common, despite their different media and regions. They all contain a hidden message/meaning behind them. They all promote and enhance emotions and the feeling of empathy towards the poor and the ones in need for hope. They all serve different purposes, and yet they have the same meaning/moral.

Annotating and contextualizing, my three chosen art works.

Poverty in the Philippines.

Another figure, what also happens to be a child sitting facing his head down wards while covering it with his elbows. He also seems depressed and have lost hope in living.



A figure of a child, wearing dirty clothes if any at all. The kid seems to be laying down in agony, tired of his situation and (his way of living).

A mother holding on to her "new born". However, she seems rather more depressed in some way. Which concludes that she's consequently suffering.

Judging from all these visual appearances, it seems that both the mother and her children are suffering due to poverty and famine. Their clothes determine their living situation and time/era. Their pale like and depressed emotions may tell us about their anxiety and how much they've suffered. Despite all that, the artist wanted to show the strong (love bond) between a mother and her children.

This professional photograph, outlines and shows the current misfortune that young children have to endure now days. There's what appears to be two underage minors, each showing/displaying anxiety in its many forms. The cause of that anxiety maybe due to the way of living (hunger, lack of shelter and education).

Black and white background, which the author intentionally edited.

All these visual appearances show the harsh and rough living conditions, children in the Philippines have to endure. The two figures within the photo, which appears to be two skinny children. Resembles the poverty and famine that their suffering from. Judging from the "visual reference", these children lack shelter and a roof that would've covered them. Instead they're waiting impatiently, begging to avoid the inevitable.

A castle like background, resembles the paintings time era/setting

A child (male, to be precise). Wearing what seems to be old torn clothing, this may lead to multiple conspiracies such as famine.

The Famine.



A mother holding her infant (new born). Resembles the fear of loss. Along with other similar (people like) sculptures behind her (the mother).

Beautiful landmark/tourist point. Where the sculptures are most likely to be viewed by all.

This unique sculpture(s), helps us learn more about Ireland's past and the unfortunate event(s) that took place throughout its time line. There is what appears to be a group of human like sculptures, all seem to be skinny, pale and have a devastated look/emotion. Each sculpture seems to be holding something (tightly).

These visual appearances, outline the horrifying events that took place during the Famine. Where about a million people (including children and elderly) meet their inevitable fate. The artist, wanted to embrace the feeling of depression and anxiety. So that he could seize the audience's sympathy by creating such facial expressions.

Another child, which seems to be a female. Holding on to her mother's hand, leaning on her. This further more, shows and enhances the bond.

This painting outlines and displays the strong bond between a mother and her children. There's what appears to be a mother holding on what seems to be three young children, which most likely are considered to be hers.



Charity of Indigent Family.

Interpretation of function and purposes.

My perceptions and interpretations.

When speaking about art, in general. Many might assume that it's simply about painting, drawing (a way of demonstrating one's passion and skills). Yet, its true in most cases that occur in our daily lives. However, many don't know that within almost every famous art work "master piece" there is an emphasis/meaning behind its creation. Yes, many might oppose when it comes to this subject matter. That's is simply due to the fact that Artist, whom were responsible for composing the "emphasized art work" tend to keep the real reason/purpose of creating their art work unknown/mysterious. In some paintings, emphasis can be easily spotted on the first glance, the purpose then becomes clear. Further more, there are some other art works and artist that recording to our (people's) opinions contain meaning and where made for a certain/specific function and yet these purposes are usually hard to clarify/identify.

Throughout my comparative study, as well as my art lessons and investigations. I came through many art works that, we as individuals must've seen or heard about at least once in our lifetime. These art works of which; "The Mona Lisa". I myself, intentionally chose my comparative art works based on their meaning and purpose of creation. All of which talk about the same exact theme. However, two of these art works show the aftermath and negative side of famine, while the remaining one shows the strong/unbreakable bond between a mother and her children even under rough circumstances, such as (famine and poverty).

"Poverty in the Philippines."



The poverty in the Philippines, unlike the other art work's media. It was a photograph taken by a famous photographer, although the emphasis is clear on the first glance when observing the photo. It was other wise with the purpose. The main purpose was hard to identify, until I entered his (photographer's) website. The main purpose of him composing this image, was to raise awareness, as well as to show people all over the world (glob) how children in the Philippines suffer from circumstances such as poverty and famine.

Charity of the Indigent Family, unlike the Poverty in the Philippines nor The Famine. It represents famine and poverty in its brightest form, within the painting you can see a mother holding her children as tight as possible. The Emphasis on the figures within the painting is very much clear. The main purpose behind this painting was to show the strong love bond between the mother and her children, even under life threatening situations. The artists intention was to show the brightest side of the bad (poverty and famine). If well understood, the message could easily/potentially seize the audience's empathy towards the mother and her off springs.

"Charity of Indigent Family."



The Famine, has rather a unique purpose compared to the Poverty in the Philippines and Charity of indigent Family. Created just recently (20th century), the famine is a series of sculptures of which all the art work is/was emphasized. The sculpture's were emphasized as a whole, meaning that it's clear and obvious whom are the victims of poverty. Is it believed by many, that the sculptures where intended to be/become a memorial. During the mid 17th century Ireland has witnessed a massive famine outbreak, that unfortunately lead to an overwhelming amount of fatalities. Children and elderly were exposed and had a higher fatality rate. The artist intention was to set a memorial for the lives that were lost. So that future generations could understand the suffering that these people had to live through.

"The Famine."



Similarities and differences.

All these art works, share one thing in common. Of which; they were all composed for a certain/specific purpose. All of them emphasize on a certain object/figure. However, when it comes to the purposes of these (master pieces). Both the poverty in the Philippines and Famine, show and demonstrate the cruel circumstances people have/had to live through due to poverty and famine. Unlike, both these art works. Charity of Indigent Family, shows the brightest side of famine and the strong bond between a mother and her offspring(s). The poverty in the Philippines, had a rather unique purpose compared to the Famine. It was created, in order to raise awareness. On the other hand, The Famine was made for memorial purposes.

Comparing and contrasting the artworks, through cultural context.

Charity of the Indigent Family.

Similar to the Poverty in the Philippines. Charity of the Indigent Family's cultural context, includes and consists of government/political propaganda/issues. Which resulted in an outrageous breakout due to starvation and famine.



In the year 1848, known to many as the French revolution, was the result of arrogant and yet careless rulers. Which was later indicated that their (king's and queen's/ruler's) youth and lack of experience. Led to their inevitable brutal "execution". Despite their groundless excuses along with their nonsense and effortless attempts to reply and resolve the (famished/poor) people's issues. Instead of confronting reality and try to resolve the issues. Issues of which; ranged from famine, poverty, and the lack of shelter.

Statistics, weren't present at that time. However, it is believed that many suffered and died due to poverty and famine. Mostly children and elderly were exposed to such circumstances, which left them vulnerable. Charity of the Indigent Family, created and composed by the famous artist William-Adolphe Bouguereau. Determines and outlines the strong love bond, between a mother and her offspring's, under such rough/tough circumstances and environments.

Poverty in the Philippines.

The concept of poverty, is somehow present in all three cultures, Pilipino, Irish and European. It is known to be a common issue, that we as humanity suffer from. Many might neglect the fact that every single day that passes, innocent children add up to the fatality rate/percentage. Furthermore, despite the main/visual differences of these art works. They all carry the same meaning if not similar purposes. Regardless of the culture's different beliefs and religions, poverty is a disease that needs to be cured, by not only me and you as single individuals. But as one, as humanity.

Philippines, a huge country with a population of a 100 million+. Unfortunately, 21.6% of this population suffers from poverty (2015). According to statistics, most vulnerable victims of poverty are children. Children suffering poverty, famished roaming the streets of Philippines. Kids and children whom were/are abused, thrown out in the streets for dead. Having no choice but to find another alternative way of living, which enhanced unethical/criminal activities. Poverty in the Philippines, was an art work composed/taken by the famous photographer Alexander, he claimed to have taken this photo in order to "make a difference". The mega Pilipino city, Manila has the highest poverty percentage rate. Including outlaw children, along with famished ones that suffer poverty and the lack of shelter.

Manila, one of Philippines largest cities. Yet, it has the highest poverty rate of 54% which is equivalent to 11.4 million people. However, most of them suffer complete poverty. Giving the circumstance that the majority of the population is poor, it was indicated that this was due to the environment surround these individuals. Ranging from overpriced metro stations and other various transportation methods, including high unemployment rate. Given the hierarchy pyramid in the Philippines, famished and poor people whom live under "inhuman circumstance and environments" aren't treated as well, compared to rich people. There is no denial that the government has to provide the poor with shelter, food along with their (famished and poor's) rights.

The Famine.

During the 17th century, Ireland has witnessed an unfortunate event. Of which; a mass hunger/famine that claimed the lives of an estimated one million people (a high amount/quantity of fatalities when compared back then). Furthermore, investigations were made, and the core of this issue was rather more obvious. The spoilage of the poor's/peasant's main diet (potatoes).

Historians later indicated, that the majority of individuals that were exposed the most were children and elderly. The Famine sculptures, whom were forged by the famous artist Rowan. Were composed in away for it/them (sculptures) to become a landmark for tourist to enjoy. As well as a historical memorial/reminder for the lost lives, of people whom struggled to survive their inevitable faith.



<http://www.infoplease.com/spot/irishflag1.html>

Unlike both Poverty in the Philippines, nor Charity of Indigent Family. The Famine's cultural context includes and consists of a terrifying catastrophe/event that took place during the 17th century. Ireland, Dublin.

Citations.

Websites, including articles.

<https://www.britannica.com/biography/Rowan-Gillespie/images-videos/Blackrock-Dolmen-sculpture-by-Rowan-Gillespie-in-Blackrock-Ire/155831> Famine biography, page 1. 0.3 F

[https://commons.wikimedia.org/wiki/File:William-Adolphe_Bouguereau_\(1825-1905\)_-_Artist_Portrait_\(1879\).jpg](https://commons.wikimedia.org/wiki/File:William-Adolphe_Bouguereau_(1825-1905)_-_Artist_Portrait_(1879).jpg) Artist biography. 0.4 C

<https://www.wikiart.org/en/william-adolphe-bouguereau/the-virgin-lamb-1903> Artist's second work, Page. 3, 0.5 C

<http://www.bbc.com/news/world-asia-15581450> Philippines poverty, page 4. P 0.3

<http://www.privatephotoreview.com/204/06/alexander-conrady-children-living-in-poverty-in-the-philippines/> Artist bibliography, page 4. P 0.3

<https://www.youtube.com/watch?v=82RbrCJz5R8> Rules of compassion, page 5.

<http://www.tigercolor.com/color-lab/color-theory/color-theory-intro.htm> Color wheel/scheme, page 6.

<http://study.com/academy/lesson/what-are-the-principles-of-art-definition-examples.html> Principles of art, page 7,8 and 9.

<http://thevirtualinstructor.com/line.html> elements of art line, page 10.

<https://www.youtube.com/watch?v=BDePyEFT1gQ> element of line video, page 10.

<http://thevirtualinstructor.com/Shape.html> Element of (shape), page 10.

<http://study.com/academy/lesson/what-are-the-principles-of-art-definition-examples.html> Principles of art.

<http://www.projectarticulate.org/principles.php> Example of principles of art.

<http://www.privatephotoreview.com/2014/06/alexander-conrady-children-living-in-poverty-in-the-philippines/> Interpretation of function and purposes, page 13. P 0.4

<https://psa.gov.ph/poverty-press-releases> cultural context, Page 14. P 0.5

<http://www.phtourguide.com/religion-and-culture> Cultural context, page 14. P 0.6

<http://www.thestandard.com.ph/opinion/editorial/167013/culture-of-poverty.html> Cultural context, page 14. P 0.7

<https://www.britannica.com/event/French-Revolution> cultural context, page 14. C 0.6

Images.

http://www.artchive.com/web_gallery/W/William-Adolphe-Bouguereau/Charity-or-The-Indigent-Family'-1865.html C comparative image.

<https://www.wikiart.org/en/william-adolphe-bouguereau/the-virgin-lamb-1903> 0.1 C oil paint. Second work.

[https://commons.wikimedia.org/wiki/File:William-Adolphe_Bouguereau_\(1825-1905\)_-_Artist_Portrait_\(1879\).jpg](https://commons.wikimedia.org/wiki/File:William-Adolphe_Bouguereau_(1825-1905)_-_Artist_Portrait_(1879).jpg) 0.2 C self portrait.

<http://www.infoplease.com/spot/irishflag1.html> 0.3 C Ireland's flag.

<http://texascelticwarehouse.com/The-Irish-Potato-Famine.html> F comparative work.

https://en.wikipedia.org/wiki/Rowan_Gillespie 0.1 F second work.

https://en.wikipedia.org/wiki/Rowan_Gillespie 0.2 F self portrait.

<http://www.privatephotoreview.com/2014/06/alexander-conrady-children-living-in-poverty-in-the-philippines/> P comparative work.

<http://www.privatephotoreview.com/2014/06/alexander-conrady-children-living-in-poverty-in-the-philippines/> 0.1 P second work

<http://www.privatephotoreview.com/2014/06/alexander-conrady-children-living-in-poverty-in-the-philippines/> 0.2 P

Communication of ideas and intentions.

Investigating my three poverty, and famine themed comparative works has left no less than an efficacious void; where I was obliged to answer my long lasting need for satisfaction: by fulfilling such void, venturing on endeavoring voyage, that may deem incomprehensible for most. Thus, concluding that I wasn't influenced by a mere theme, nor it is that I deeply sympathize, and pity such dilemmas that took a stand on humanity itself. Nevertheless, my affection is remained to be condoled to those lives that have been inevitably lost, and the soles that remained scared by such trauma(S).

Meanwhile, the effect of such influence on my personality and its focal stimuli may bewilder many. Whereas, I was genuinely inspired by the artists themselves. Misinterpreted, many may simply wonder, how is it that the artists had the most influence on me? What about the theme of poverty and famine? Subsequently speaking, the themes had somewhat of an influence, but the same could be regarded when it comes to pretty much any theme with a concrete foundation. Whereas, The Art work's authors and artist's backgrounds, history, the focal reason for composing such masterpieces, stole both my attention and affection.

While taking other influencing factors into the eye of consideration, the obvious assumption would be to create an artwork revolving around the provided themes: poverty and famine. Therefore I did, however, some skeptical thoughts remained intact as I progressed throughout my decision.

Preferably speaking, I wanted to consider a similar medium to the three artworks, and yet a distinguishable art movement; where which it shall concrete my works' influence in regards to the three main artworks investigated. A week or so passed, and then the time has come where I supposedly shared my initial thoughts with my teacher. Admired by my immeasurable courage, I obtained her/his support and essential feedback. Consequently, I received some additional feedbacks on recommended mediums; mainly on how to improve the idea's flow and its correspondence to my homeland's culture. Moreover, I was saturated with ambiguous thoughts regarding the submergence of both poverty and famine themes; with a trace of my culture. Keeping in mind that all these masterpieces' artists based their composed artworks on an event and trauma, of which they themselves and their people endured. With that said, such predicaments have aspired me into an urge of creating a comparative piece, exerting both my culture's and investigated work's influences.

My critical investigation on my comparative work.

Eventually, I had to come up with a comparative piece, given that the submissions deadline was closing and my choices became limited by the day. Whereas I originally intended on composing a hyper-realistic oil paint of hands portraying the themes of poverty and famine. Although it seemed like the ideal plan it, unfortunately, had flaws of its own and was evidentially time-consuming when I was pretty much scarce on time. Therefore, I was obligated to find a superior alternative. Not to convey or mislead anyone, I was still capable of composing the oil paint, however, for safety measure, I decided not to do so. With that being said, I was on the look for an alternative art medium to capture the themes of famine and poverty, while still having somewhat of the same impact to that of a painting. That is when I stumbled upon the following idea of composing a photograph. The art medium photography might just do the trick, given that one of my three investigated comparative artworks is a photograph.

Art medium of photography and its influence.

Photography is a fine way to capture a movement, seize its present emotions and perhaps convey somewhat of a context. While many diversified art mediums are very much capable of such stunt, it is indeed curial for us to consider the boundless possibilities of photography as a mere art medium. It is true that art as an overall subject matter is limitless in terms of creation. However, some mediums do have their extent; unlike photography: where your limit is the actual world. Unfortunately, some people mislead the art of photography as being limited to reality; which is most definitely not.



My critical investigation on the artist Annie Leibovitz.

Born in the mid 18th century, Annie Leibovitz experienced a great childhood growing up in a Jewish family. It was not until the 1970s she started her ongoing profession of photography. Having her photographs acknowledged by celebrities, Annie soon afterward gained her positive publicity as a genuine photographer. The focal reason why I chose to research such splendid artist was not because of the mere medium photography. However, both her editing and picture's context caught my attention. Her artworks are somewhat science fictional, however, they deeply relate to reality and humans' unending sins. Her creations are boundless in terms of context and the issue they portray. Such implication of art has greatly influenced me to compose a photograph with a somewhat similar theme to that of the artist Annie Leibovitz. However, such intense task will acquire heavy editing skills, given that I have already mastered the fine arts of photography.



Investigation on my comparative piece.

Communication of ideas and intentions.

Previously I discussed my genuine intentions and the overall initial idea of my comparative work. Although I displayed somewhat of an explanation, it was rather vague. Therefore, I'm obligated to further explain the comparative work alongside its detailed aspects. Gathering the materials needed for my project would not deem to be a hassle; after all, what I need to acquire is simple and found nearly everywhere. The vague idea I have in mind is to compose a photograph containing an old man submerged with wrinkled, consumed by age; his face with gestures of sadness, begging for hope, and; grasping a lantern with a tiny flame: barely breathing while seeking its existence. Using editing external application, I intend on darkening the background, and hopefully place emphasis on the old man's wrinkled face and face gestures. Darkness can be slowly seen consuming him as a whole. As for the actual procedure, it is not refined nor it is well identified as for the moment.

The context of the comparative piece photograph is rather deep in terms of emotions conveyed. The sole purpose of composing such ambiguous artwork in the first place; was to portray the influence of the comparative themes I studied and their mere influence on my upcoming artwork. The comparative work's themes that I encountered revolved around poverty and famine: humanity's greatest calamities. That being said, it is rather obvious that my piece shall hold somewhat of a similar concept. Given all that, every object within the initial photograph shall portray a meaning and a message. How the audience will perceive and interpret the context of the photograph is something truly of my hands. However, I shall make every single effort on clarifying the message and making it rather comprehensible and fathomable to the audience, so that they do not misinterpret the concepts based on their ambiguous assumptions.

On the previous page, I discussed the viability of the art medium photography. However, I failed to mention any of my intentions of using the fine arts of editing; as in digital arts. In order to convey the themes of poverty and famine while maintaining the emotion of empathy within the photograph may be an obstacle at this point. Therefore, with some heavy-duty editing skills and techniques; I shall overcome this dilemma by emphasizing some focal objects over others, to potentially deliver the main and focal message to the audience.

My investigation on digital arts.

Digital arts like many other art mediums is adhered by many renowned artists of nowadays. Digital arts is the practice of using digital technology to produce artistic innovative creations. Such art medium can be created using mere applications and "editing software" the likes of Photoshop and such. Throughout my research I stumbled upon the conclusion that digital arts lean towards the infamous artistic movement Pop-arts; that is mainly due to the recent foundation of both innovative medium and art movement. With that being said, I deliberately intend on using the software-application Photoshop to compose the emphasis I acquire to convey the meaning and context to the audiences.

Editing requirements

Although the actual photograph's setting has not been decided yet, the editing procedure is well structured, to say the least. As far as I am concerned about the photograph's message and theme; there will most definitely be some light values adjustments. Associated with the light values, some blur and object emphasis will be adhered, to say the least. Other complex features such as image layover and the cropping tool will be considered as essential steps as well.



<https://mia11ongphotography.weebly.com/photo-finds.html>

Tests and mere words.

After encounters with some genuine samples of heavily edited photographs; and after some thought process: I simply had a change in mind. Previously mentioned, I planned on darkening the background and placing emphasis on the old man's wrinkled face. However, in order to reach a higher level of editing complexity; I shall incorporate texts into my photograph. Basically, instead of leaving the background pitch black, I can make it of great use, and possibly add texts to further convey the main message to the audience. The words that will be both concluded and incorporated into the photograph are the following: Poverty, Famine, Depression, f Scarcity, Bellow, Society, and Pain pill. There is obviously somewhat of a pattern following the themes of poverty and famine, however, the meanings these words hold and convey is what I truly seek.



My skills.



My skills.



My skills.

Thoughts and concepts of the “Besought one”.

My initial thoughts of the studio work.

I have recently outlined the focal reasons behind composing the photograph “Besought one”. One of which is the photograph’s developed insights of both compatible themes: famine and poverty. Nevertheless, the photograph was made to intentionally depict mutual feelings of empathy and pettiness towards victims of our days. And whom might be the victims of our modern societies you may genuinely inquire? They’re our own kind, they are the old and wrinkled soles, the young and innocent who can’t feed themselves. Technically speaking, they are the ones living in the lowest hierarchy in our gluttonous society; the poor and the people in deep need. With that being said, such unambiguous themes are very much associated with my comparative investigation; in which has inspired me to convey my inner thoughts and message to my audience.

Through my heavy research I witnessed the dark-unspoken part of humanity, the burnt part of the cake; in which is redundant and simply abandoned. Our world produces food fit to feed around twice as much as the world’s current population of 7.5 billion. However, hunger is abused and people’s sufferings are taken for granted: as they say “ why feed them when you can profit from them”. It is indeed tear shedding, however, it is simply reality and the true nature of many existing corporations nowadays. Conveying a mere cliché message might be futile as it has it is portrayed as facts, however, when present in the form of art; it, fortunately, tends to have somewhat of a deeper meaning, and thus, the greater the influence and impact on the audiences. Such is my current dilemma, I seek to capture people’s true emotions and feelings, and potentially trigger their pettiness towards the scarce lifestyle of other’s well being.

Summing it all up, the focal purpose of the photograph’s well being is to convey the victim’s true emotions of sadness, loss of hope, pride, loved ones, money, food, education: all in the name of poverty and famine. Hopefully, the pain is shared with the audience even for a brief moment that is. The undepictable pain they endure is absurd and yet, it seems that they are the ones who manage a smile by every day’s dawn.

Gesture of portrayed emotions.

Particularly in the old man’s wrinkled face can be seen traces of emotion. It is only natural for humans to show emotions regardless if ever they subdue or potentially fail to overcome an obstacle in life; it is what defines our well being as humans after all. The face gestures we tend to make imply to that of our inner feelings and state of mind. For example, a smile is usually incorporated with peace of mind and happiness, and laughter is associated with an extreme jolt. However, this may not always be the case, given that emotions may mislead one to interpret different emotions; that is quite frankly open to ambiguous circumstances. A great application of this: a smile may hold different intentions, and thus, it is mostly dependent on the perceiver to interpret its focal true purpose. Concluding what has been said, it appears not to be the same for photograph’s case; where the face gestures clearly portray sadness, loss of hope and purpose in life.

Its metaphoric value.

A mere metaphoric saying that describes the state of scarce life of which the people in need are enduring with an ambiguous smile. There are many reasons in which to conclude the relationship of such metaphoric assumption with my artwork. The focal one being its moral support to the photograph’s context of life and hope. As I mentioned previously, the glimpse of the dying flame within the lantern; in such circumstance portrays the small light concaved with darkness and displays it to that of a dying light; in which mimics their state of hope, and their urge to end it all and simply give up. Another reason would be the lantern’s metaphoric link to the small universe these people live in, they have no connection with our modernized world, and yet; unlike us, they open themselves to the world with their hands wide open.


The lantern of life



<https://colorgrad.com/blog/2016/11/15/10-ways-to-help-develop-creativity-and-art-expressivity/>



My skills.



My skills.

Reviewing and refining the "Besought one".

Photoshoot's limitations.

As discussed in previous comparative process journals, the photograph's true sole purpose and my initial intention behind its creation. However, as far as the production's procedure goes, it was rather hectic in my lenses {perspective}. Fortunately, I owned a camera and other photographic tools of my own, so in terms of equipment management, I was far from scarce, to say the least. However, what part of the procedure that was initially deemed hectic you may inquire? Well, sure enough, the old wrinkled man in the photograph is my grandfather, and as you can imagine it was decently hard to communicate the gestures I sought from him. His lack of endurance made us scarce on time, and yet the lack of communication was time-consuming on the other end. Given what has been said, I had to physically set up the photograph's frame and the objects contained within it.



My skills.

Procedure of photo shooting.

The process of photo shooting was an overall time-consuming and yet, a complex procedure to begin with. Due to the recently mentioned dilemmas I encountered, I was left timid about the photograph's new idea; that is until I originally thought of an outstanding editing procedure, that is well compatible and adapted to the photograph's well being and themes adhered. Referring back to the photoshoot, the procedure went as the following: I initially gathered all the essential materials to produce this photograph, however, halfway through the photograph's first shooting; I witnessed a change in mind. Thus, due to that focal reason and many other stimuli, the shooting process' duration deemed to be longer than expected. It will be futile to deny as to where I got my initial idea for my second photographic attempt from. I originally had the idea in mind beforehand, however, I did some investigation; only to stumble upon multiple photographs with a similar idea. Therefore, as far as my creative attempts go: I tried to be innovative. Therefore, instead of placing the emphasis on the whole photograph like all given examples, I attempted to place emphasis on the old man only. Such stunt deemed to be challenging, and even now; I can hardly believe I was able to pull it off. However, it is futile to deny the beauty of this pure photograph and I was very much pleased with the semi-end product.

poverty - famiHE Hunger
Lowest Society Deppress
Scarce Sad pain Pill
Age Madness sanity

My skills.



My skills.

Detailed gestures, and high resolution.

Approach.

Considering it to be my final masterpiece, I put in a considerable amount of effort into composing such adequate photograph I favor to refer to as the "Besought one". Given that the artwork itself holds quite the contextual meaning to it, it only provides further evidence as to its quality in terms of high resolution graphics production and thought's processing derived from its original context {meaning and concepts}. It is as they say and frankly refers to, a photograph composed for the sole purpose of tear shedding; potentially become a memorable moment that ceases all hate and negative aura.



My skills.


That Being said, the photograph's initial idea was to place a lantern and my grandfather's wrinkled hands in a coherent matter. Both objects would have portrayed a similar theme and context to that of my current photograph "Besought one". Due to my grandfather's old age, the large contrast in size between both present objects, and many other external factors; I was nevertheless obligated to find an alternative idea. Panicking, I lost my train of thoughts, I mumbled to myself: I need a similar idea that follows a similar theme and convey the same contextual meaning to that of the original. Spontaneously, a splendid idea has arisen, with it I was able to satisfy my urges and photograph's initial requirements.

Approach

Throughout the overall procedure and process of composing such delicate photograph, I could not help but notice the vast difference in complexity as for both photoshoot and editing phases. Although they were both considerably time-consuming and hard to tackle; the photo shoot was by far the most irking stage of the process.

As for the photograph's edits, I deliberately consulted my teacher for continuous feedback on every single step. Quite frankly, I had somewhat of a solid image of what edits to potentially make. However, soon after that, I came to the unfortunate realization that I was running out of time. With that being said, I was more than obligated to rush my editing procedure. As I hurtled through some of my fellow pupil's edited photograph samples, just to get my thoughts back on track; I thought of an innovative procedure. Sooner after that, the art work's final demo was pretty much complete, all that was left is to seize my teacher's passionate amazement. She/he took a quick glance at the photo and uttered: "that is good enough". I was clearly able to see the disappointment in her/his eyes. Being the open-minded IB student I am, it took me less than a minute to bounce back into the editing train. I tried to pinpoint the issue, for all that I knew, the issue was not the actual photo; as it was near perfect. It was not only then that it struck me, as I scanned the photograph from up to bottom, left to right, my eyes glimpsed at the writing's font. It came to me spontaneously, that I was obliged to perhaps change the writing's font to a compatible one; and so I did. The font was obviously out of context, as it was not coherent nor it was applicable to the contextual theme of the photograph.

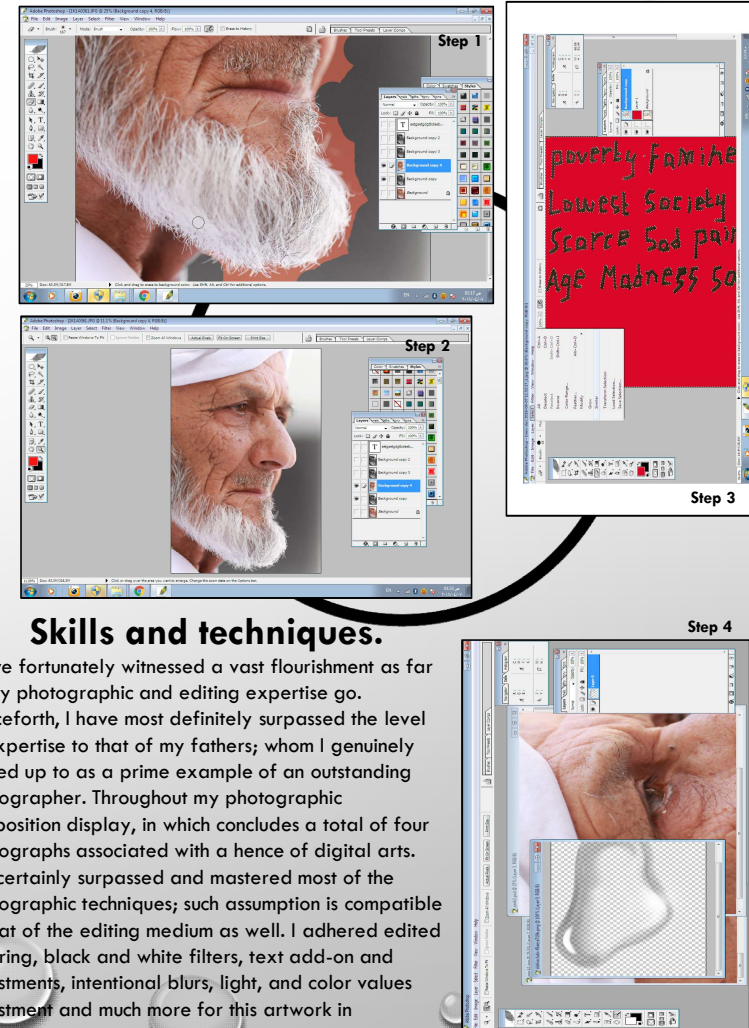
Reviewing and refining the "Besought one".



Editing procedure of digital arts.

I started the initial procedure by darkening the background; that was accomplished by placing a black and white filter. However in order to expose the rest of the picture, another layer was added beneath the black and white layer and as can be seen on step 1, an eraser tool was used to expose the colored layer. While it may seem easy, but considering the insane like graphical details on the image; each hair had to be blurred in order to blend in with the background. Seemingly enough it took some time, however, the result surely did pay off. Just in case, I thought that I would surely edit a non-black and white version as well. Getting exposed to further feedback, I grew even more timid about my choices. So I thought that I would most definitely adhere both colored and non-colored photographic versions. As observed in step 2, I goofed around with the light and dark color values. While there might seem like there is no difference at all; I can most defiantly assure that there is. In order to spot the actual difference, compare both the actual image and the edited demo above. Closing up the project I simply cropped and applied the texts accordingly.

Procedure's steps.



Skills and techniques.

I have fortunately witnessed a vast flourishing as far as my photographic and editing expertise go. Henceforth, I have most definitely surpassed the level of expertise to that of my fathers; whom I genuinely looked up to as a prime example of an outstanding photographer. Throughout my photographic composition display, in which concludes a total of four photographs associated with a hence of digital arts. I've certainly surpassed and mastered most of the photographic techniques; such assumption is compatible to that of the editing medium as well. I adhered edited layering, black and white filters, text add-on and adjustments, intentional blurs, light, and color values adjustment and much more for this artwork in particular.